

SPANISH EXPRESS - SURVIVAL SPANISH FOR EVERYDAY LIFE

Programme

"A different language is a different vision of life"
– Federico Fellini



Mediac**creativa**
www.mediacretiva.eu



Table of contents

COURSE SUMMARY	3
LEARNING OBJECTIVES	4
METHODOLOGY	5
PROGRAMME DAY-BY-DAY	6
COMPETENCES TO BE ACQUIRED	10
MONITORING, MENTORING AND EVALUATING	11
CONTACT	12





Course summary

This **4-day intensive course** is designed for adults with **no prior knowledge of Spanish**, who wish to quickly acquire basic communication skills for everyday situations. Through a **practical, immersive and dynamic approach**, participants learn essential phrases and cultural nuances that help them navigate daily life in Spain – from greeting someone to ordering a coffee or asking for directions.

The course takes place in the vibrant context of the **Basque Country**, a bilingual region where **Spanish and Basque (Euskera)** coexist, offering a unique environment to explore language learning as a gateway to **inclusion, integration, and cultural exchange**. Participants will experience authentic situations, role plays, and visits to local spaces that bring the language to life.

Hosted by **Media Creativa**, this mobility combines language learning with cultural immersion, promoting not only linguistic competence but also **social confidence and intercultural awareness**.

TARGET GROUP(S)


Adults, adult trainers or volunteers who wish to acquire or strengthen basic Spanish communication skills, particularly those living, working, or volunteering in Spanish-speaking environments.

KEY TOPICS

- Everyday communication
- Shopping & numbers
- Directions & city life
- Local culture & integration
- Introduction to Basque language (Euskera)



Learning objectives



- To develop basic communication skills in Spanish for social and everyday situations.
- To strengthen participants' confidence to interact in real-life contexts (shops, cafés, transport, etc.).
- To introduce cultural and linguistic diversity in the Basque Country (Spanish-Basque coexistence).
- To foster intercultural understanding and openness through experiential learning.
- To encourage the use of non-verbal communication and empathy in language learning.

METHODOLOGY

The course follows an **experiential and communicative approach**, where participants learn by doing, interacting, and playing. Each session includes practical exercises, group games, and real-life simulations, complemented by short cultural visits and informal interactions with local people.

Techniques include:

- **Role-playing** and dramatization of daily situations.
- Cooperative games and **vocabulary challenges**.
- **Field-based learning** (market, café, urban walk).
- **Multisensory activities** (music, movement, visual aids)
- **Guided reflection** and peer feedback.

Informal learning moments – such as shared coffee breaks or short dialogues during visits – are intentionally included to reinforce confidence and spontaneous communication.

The programme concludes with a **structured evaluation** process, both individual and collective reflection, receiving feedback, and developing personal action plans for applying and disseminating the results in their local communities and professional environments once the programme is over.



PROGRAMME DAY-BY-DAY


Training sessions run approximately from 9:00 – 14:00, with optional cultural activities in the afternoons. Duration and agendas are open for changes and adaptations to learners needs and interests.

DAY 1 - ¡HOLA, ME LLAMO...! / GETTING STARTED

Welcome

Welcome and presentation of the programme.

Gathering of the group and introduction of the trainers. Presentation of the 4-day itinerary, timetable, and practical arrangements. Initial expectations and language-learning goals are shared through a short ice-breaker activity.



Language warm-up: The “Name Ball” game.

Participants practise greetings and introductions using a soft ball passed around the group. Each participant says their name and repeats the name of the previous person, reinforcing memory and pronunciation in a playful way.



“Who am I?” activity - Introducing yourself.

Through illustrated flashcards showing different characters, nationalities and emotions, participants practise sentences such as “Me llamo...”, “Soy de...”, “Estoy bien / mal”, learning how to ask and answer basic questions.



Mini-cultural session: Two languages, one region.

Short presentation about the Basque Country’s bilingual reality. Introduction to three simple words in Euskera (e.g., kaixo – hello, agur – goodbye, eskerrik asko – thank you).


Discussion on language coexistence and cultural identity in Spain.




Closing reflection circle. Participants share one word or phrase they have learned and how it made them feel. Trainers summarise key takeaways and prepare the group for the next day’s topic: daily life and social encounters.

PROGRAMME DAY-BY-DAY

DAY 2 - CAFÉ, MERCADO Y VIDA DIARIA | SPEAKING SPANISH IN EVERYDAY SITUATIONS



Introduction to the day's objectives. Brief review of Day 1 content and outline of new vocabulary: food, drinks, numbers, and prices.




Role play: At the café. Participants simulate ordering at a bar or café, using real menus and props. Emphasis is placed on pronunciation, politeness forms (por favor, gracias, quiero un café con leche), and understanding typical Spanish café culture.



"Market Challenge" simulation. Gamified learning activity where participants use toy bills and coins to buy and sell items. Trainers play different vendor roles to create realistic dialogue. Participants practise phrases such as "¿Cuánto cuesta?", "Quiero medio kilo de manzanas", or "Está muy caro".



Optional field visit: Local market experience. Short excursion to a nearby market or grocery shop. Participants, in small groups, ask real shopkeepers simple questions using learned expressions. Trainers assist and encourage interaction.



Language consolidation through games. Back in the classroom, a group quiz and vocabulary bingo reinforce the day's content.



Cultural reflection. Discussion on Spanish social habits related to food, markets, and everyday courtesy.

PROGRAMME DAY-BY-DAY

DAY 3 - EN LA CIUDAD | FINDING YOUR WAY IN URBAN SPACES



Orientation warm-up: "Where am I?". Review of vocabulary for places and directions (calle, plaza, banco, derecha, izquierda, cerca, lejos). Group brainstorm creates a "word map" on the board.



Human map activity. Participants position themselves around the classroom representing city landmarks (museum, station, café, park). Others give directions ("Sigue recto, gira a la derecha...") to find the correct place. Encourages listening and movement-based learning.



City Treasure Hunt. A team-based outdoor activity in which participants use simple clues and maps to find different locations in the local area. Each team must ask at least one local person for directions using their new Spanish skills.




Guided city walk. Short walking tour through central Bilbao or another urban area. Trainers introduce key vocabulary visible in signs, posters, and shop windows. Participants practise real-time comprehension and spontaneous speaking.




Group reflection and language log. Participants share one real-life interaction they had during the walk. Trainers provide supportive feedback and note collective learning progress.

PROGRAMME DAY-BY-DAY


DAY 4 - VIVIR EN COMUNIDAD | COMMUNICATING IN DAILY AND SOCIAL LIFE



Introduction and recap. Participants review previous content and discuss situations that still feel difficult to handle in Spanish.



Mini-theatre workshop: Everyday encounters. Small groups perform short skits showing common real-life scenes: asking for help, buying a bus ticket, visiting the doctor, or talking to a neighbour. Each scene ends with audience feedback on clarity and pronunciation.



Guest talk: Bilingual identity in the Basque Country. Participants create small illustrated cards with their favourite Spanish expressions, to form a collective “wall of words.”



Course wrap-up and reflection. Evaluation through conversation and short written feedback. Trainers help each participant set a personal action plan for continuing Spanish learning after the course.




Closing ceremony and certificates. Participants receive Erasmus+ certificates, take a group photo, and celebrate with a small local snack (pintxos, coffee, or cake) to reinforce cultural exchange and group cohesion.

* Some changes in the programme are possible. The content of the course is always adapted to the participants' previous knowledge, expectations and requirements. The participants receive the informational kit a few weeks before the start of the course.

COMPETENCES TO BE ACQUIRED BY THE PARTICIPANT




COMPETENCES



- Ability to use basic Spanish expressions for social interaction.
- Improved listening and pronunciation through exposure to authentic language.
- Increased awareness of cultural and linguistic diversity in Spain.
- Greater confidence to communicate in real-life situations.
- Initial understanding of Euskera and its local significance.

MONITORING, MENTORING AND EVALUATING



METHODS OF MONITORING AND MENTORING THE PARTICIPANT BEFORE, DURING AND AFTER THE MOBILITY

- Ongoing contact with the mobility participant.
- Questionnaire before and after mobility.
- Mentoring by the host and the sending organisation.
- Verification of the participant's concerns and expectations.
- Individual interviews.
- Participant report.
- Meetings with other participants in the mobility - reflections and debates where the quality of the learning outcomes will be assessed.

EXPECTED USE OF THE RESULTS AND EVALUATION

- Application of learned expressions in daily interactions.
- Increased participation in community and social contexts.
- Sharing the learning experience with peers and local groups.
- Contribution to personal integration and self-confidence in multilingual environments.

CERTIFICATION AND MATERIALS

- Certificate of participation (Erasmus+ format)
- Digital access to learning materials and vocabulary sets.
- Participant reflection journal.
- Post-course learning recommendations.

Ready to explore diversity in one of Europe's most culturally rich regions?

Check dates and register your participation vía email.

Contact: info@mediacreativa.eu
www.mediacreativa.eu



Pre-register now - no deposit
required!